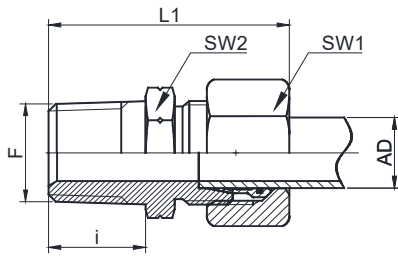
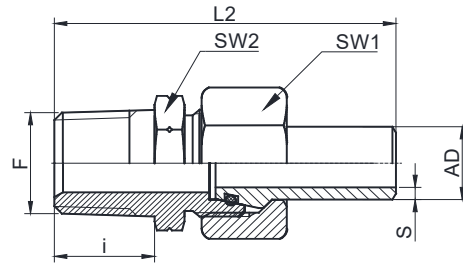


# GE STAINLESS STEEL STRAIGHT MALE STUD CONNECTOR (NPT THREAD)



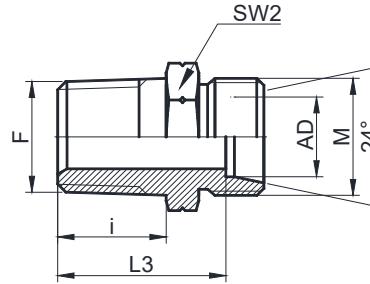
Bite Type Fitting

**Ordering Information:** E-GE-L12-1/4NPT-SS (high pressure)  
B-GE-L12-1/4NPT-SS (corrosion-resistant)



Weld Fitting

**Ordering Information:** W-GE-L12-1/4NPT-SS



Body

**Ordering Information:** GE-L12-1/4NPT-SS

Series	Bite Type	Weld Type	Body Ordering Number	AD	S	F	L1	L2	L3	i	SW1	SW2	M	
L	E-	B-	W-	GE-L06-1/8NPT-SS	6	1.5	1/8NPT	31.5	49.0	17.0	10.0	14	12	M12*1.5
	E-	B-	W-	GE-L06-1/4NPT-SS			1/4NPT	37.5	55.0	23.0	14.0	14	17	
	E-	B-	W-	GE-L08-1/4NPT-SS	8	1.5	1/4NPT	38.0	55.0	23.0	14.0	17	17	M14*1.5
	E-	B-	W-	GE-L08-3/8NPT-SS			3/8NPT	38.0	55.0	23.0	14.0	17	19	
	E-	B-	W-	GE-L10-1/4NPT-SS	10	1.5	1/4NPT	39.0	56.5	24.0	14.0	19	17	M16*1.5
	E-	B-	W-	GE-L10-3/8NPT-SS			3/8NPT	40.0	57.5	25.0	14.0	19	19	
	E-	B-	W-	GE-L10-1/2NPT-SS	12	1.5	1/2NPT	45.0	62.5	30.0	18.5	19	22	M18*1.5
	E-	B-	W-	GE-L12-1/4NPT-SS			1/4NPT	40.0	58.0	25.0	14.0	22	19	
	E-	B-	W-	GE-L12-3/8NPT-SS	12	1.5	3/8NPT	40.0	58.0	25.0	14.0	22	19	M18*1.5
	E-	B-	W-	GE-L12-1/2NPT-SS			1/2NPT	45.0	63.0	30.0	18.5	22	22	
	E-	B-	W-	GE-L15-1/2NPT-SS	15	2.0	1/2NPT	47.5	68.0	31.0	18.5	27	24	M22*1.5
	E-	B-	W-	GE-L18-1/2NPT-SS	18	2.5	1/2NPT	49.0	70.0	31.5	18.5	32	27	M26*1.5
	E-	B-	W-	GE-L22-3/4NPT-SS	22	3.0	3/4NPT	51.0	73.0	33.5	18.5	36	32	M30*2
	E-	B-	W-	GE-L28-1NPT-SS	28	4.0	1NPT	58.0	82.5	39.5	23.0	41	41	M36*2
S	E-	-	W-	GE-S06-1/4NPT-SS	6	1.5	1/4NPT	42.5	60.0	28.0	14.0	17	17	M14*1.5
	E-	-	W-	GE-S08-1/4NPT-SS	8	1.5	1/4NPT	43.0	60.0	28.0	14.0	19	17	M16*1.5
	E-	-	W-	GE-S10-1/4NPT-SS	10	2.0	1/4NPT	44.0	60.5	27.5	14.0	22	19	M18*1.5
	E-	-	W-	GE-S10-3/8NPT-SS			3/8NPT	44.0	60.5	27.5	14.0	22	19	
	E-	-	W-	GE-S12-3/8NPT-SS	12	2.0	3/8NPT	46.0	62.5	29.5	14.0	24	22	M20*1.5
	E-	-	W-	GE-S14-1/2NPT-SS	14	2.0	1/2NPT	54.0	75.5	36.0	18.5	27	24	M22*1.5
	E-	-	W-	GE-S16-1/2NPT-SS	16	2.5	1/2NPT	55.0	76.0	35.5	18.5	30	27	M24*1.5
	E-	-	W-	GE-S20-3/4NPT-SS	20	3.0	3/4NPT	57.5	83.0	37.5	18.5	36	32	M30*2
E-	-	W-	GE-S25-1NPT-SS	25	4.0	1NPT	70.0	97.0	45.0	23.0	46	41	M36*2	

Note: All the materials listed above are 304 stainless steel. For 316L stainless steel, change "-SS" to "SL". The standard sealing material is FPM.